

EPICUS

E L E G E N T S U R F A C E S

Heavy
Duty

15mm
Full Body Tiles



600x
600mm

PRODUCT
COLLECTION 2022



EXPERIENCE THE DAUNTLESS SURFACES

Our brings an ultimate collection of robust, resilient, and superiorly aesthetic collection of surfaces in premium punches. The exceptional **Bold 15mm Fullbody** Tiles in a standard and River Punch are all your spaces need and deserve.

Now craft spaces superiorly robust and elegantly aesthetic with Our

MATT FINISH

RIVER PUNCH

COCOA MATT	COCOA RIVER
TIMBER MATT	TIMBER RIVER
HONEY MATT	HONEY RIVER
SILK MATT	SILK RIVER
METAL MATT	METAL RIVER
FROST MATT	FROST RIVER
VERDE MATT	VERDE RIVER
KOTA MATT	KOTA RIVER

The Bold 15mm Fullbody Tiles collection is available in a wide array of versatile colors which are designed to compliment spaces indoors, outdoors, and of various styles.

APPLICATION AREAS

Transform spaces effortlessly resilient and elegant with the extensive application possibilities of the premium and rugged collection.



Garden



Parking



Swimming Pool
Surrounding Area



Terraces &
Balconies



Patio &
Verandah



Pathways





COCOA MATT



COCOA RIVER

**600x
600mm**

-
**Matt Finish &
River Punch**



ZERO
MAINTENANCE




LOW WATER
ABSORPTION




IMPACT
RESISTANCE



HIGH
STRENGTH



TIMBER MATT



TIMBER RIVER

**600x
600mm**

-
**Matt Finish &
River Punch**



ZERO
MAINTENANCE




LOW WATER
ABSORPTION



IMPACT
RESISTANCE



HIGH
STRENGTH



HONEY MATT



HONEY RIVER

**600x
600mm**

-

**Matt Finish &
River Punch**



ZERO
MAINTENANCE




LOW WATER
ABSORPTION




IMPACT
RESISTANCE



HIGH
STRENGTH



SILK MATT



SILK RIVER

**600x
600mm**

-
**Matt Finish &
River Punch**



ZERO
MAINTENANCE




LOW WATER
ABSORPTION



IMPACT
RESISTANCE




HIGH
STRENGTH



METAL MATT

**600x
600mm**

-
**Matt Finish &
River Punch**



METAL RIVER



ZERO
MAINTENANCE




LOW WATER
ABSORPTION




IMPACT
RESISTANCE



HIGH
STRENGTH



FROST MATT



FROST RIVER

**600x
600mm**

-
**Matt Finish &
River Punch**



ZERO
MAINTENANCE



LOW WATER
ABSORPTION




IMPACT
RESISTANCE



HIGH
STRENGTH



VERDE MATT



VERDE RIVER

**600x
600mm**

-
**Matt Finish &
River Punch**



ZERO
MAINTENANCE



LOW WATER
ABSORPTION




IMPACT
RESISTANCE



HIGH
STRENGTH



KOTA MATT



KOTA RIVER

**600x
600mm**

-
**Matt Finish &
River Punch**



ZERO
MAINTENANCE



LOW WATER
ABSORPTION



IMPACT
RESISTANCE



HIGH
STRENGTH

TECHNICAL SPECIFICATION

TECHNICAL DETAILS	STANDARD AS PER ISO-13006/EN176 GROUP BIa	MEAN VALUE OF OUR FULL BODY VITRIFIED TILES	METHOD OF TEST
Deviation In Length & Width	± 0.60%	± 0.10%	ISO-10545-2
Deviation In Thickness	± 5.00%	± 2.00%	ISO-10545-2
Straightness Of Sides	± 0.50%	± 0.10%	ISO-10545-2
Rectangularity	± 0.60%	± 0.10%	ISO-10545-2
Surface Flatness	± 0.50%	± 0.10%	ISO-10545-2
Water Absorption	≤ 0.50%	E ≤ 0.05%	ISO-10545-3
Breaking Strength	1300 N	2000 N	ISO-10545-4
Abrasion Resistance	Max. 175mm	Max. 145mm ³	ISO-10545-6
Moh's Hardness	Min. 6	≥ 6 [*]	EN101
Frost Resistance	Frost Proof	Frost Proof	ISO-10545-12
Thermal Shock	No Damage	No Damage	ISO-10545-9
Moisture Expansion	Nil	Nil	ISO-10545-10
Thermal Expansion	< 9 x 10 ⁻⁶	< 6 x 10 ⁻⁶	ISO-10545-8
Resistance of House Hold Chemical	No Damage	No Damage [*]	ISO-10545-13
Stain Resistance	Resistance	Resistance [*]	ISO-10545-14
Slip Resistance(friction Co Efficient)	> 0.40	> 0.40	ISO-10545-17

PACKING DETAILS

	Size	Pcs. / Box	Weight / Box (approx.)	Coverage Area / Box
	600x600mm	2 pcs	22.500 kg (± 300 gm)	7.75 ft ² or 0.72 mtr ²

EPICUS

E L E G E N T S U R F A C E S